


A1

GENERAL PRESENTATION


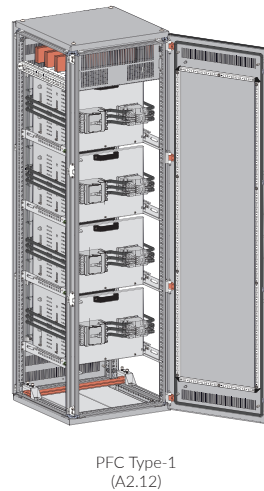
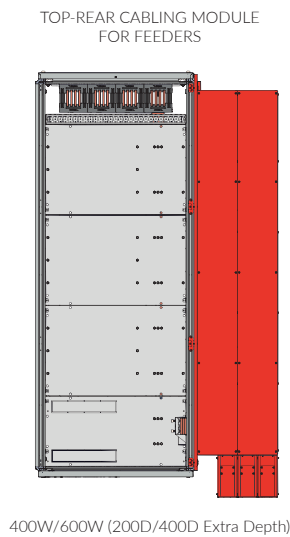
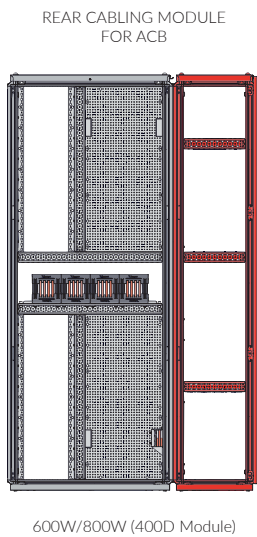
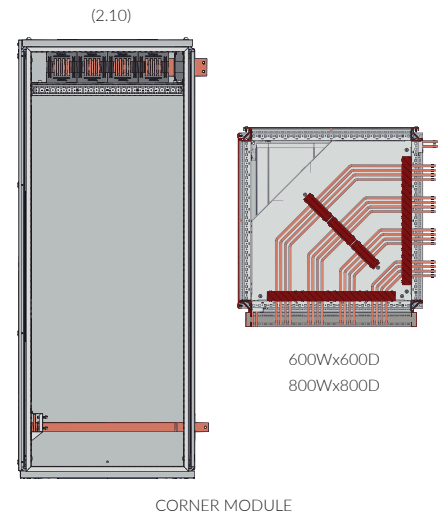

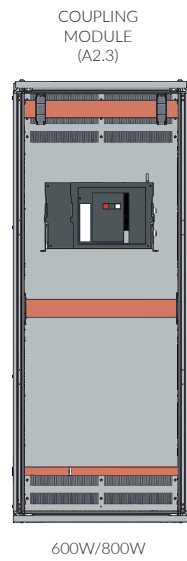
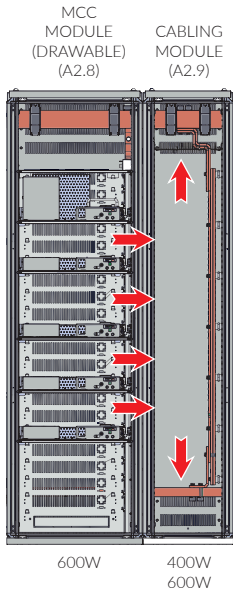
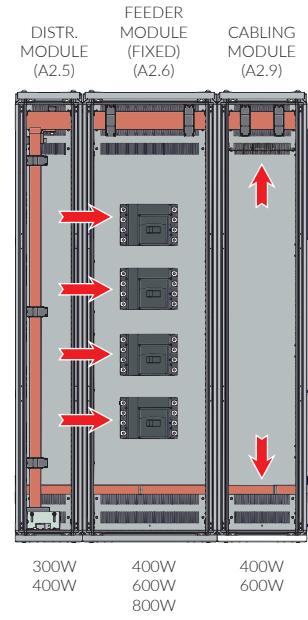
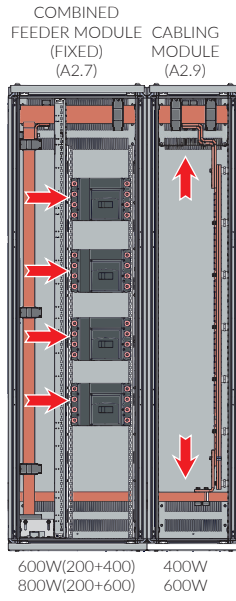
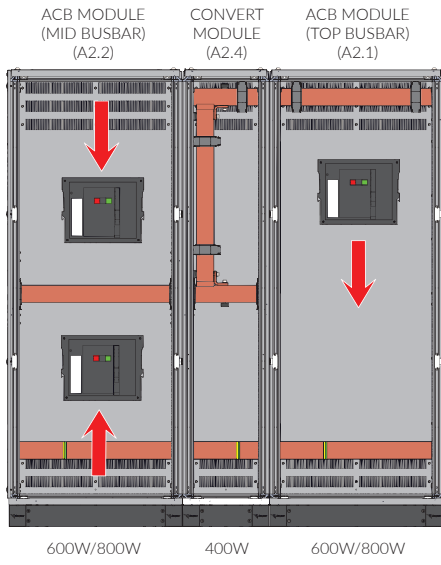
10/2021



PDS

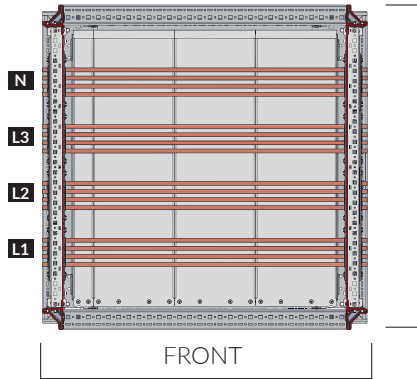
UPGRADE THE POWER

1. PREVIEW OF MODULE SYSTEMS



2. OPTIONS FOR MODULE SYSTEMS


MODULE DEPTH OPTIONS



DEPTH 600 : 1350A - 2300A 3 - 4 Phases
 DEPTH 800 : 2500A - 4000A 3 - 4 Phases

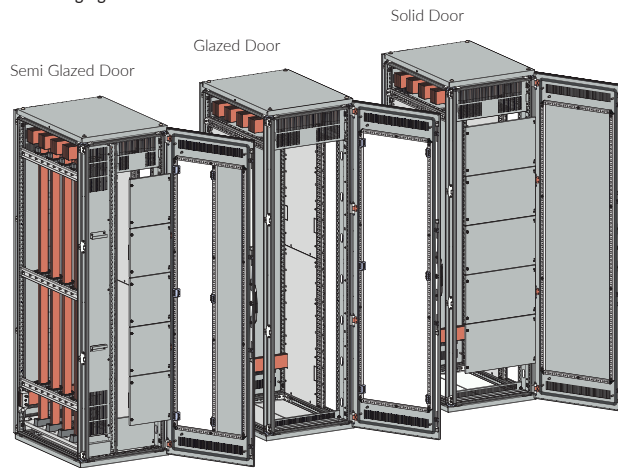
MODULE FRONT PROTECTION OPTIONS

External Segregation



- USEFUL TO :**
- ACB Modules
 - Feeder Modules
 - MCC (Drawable) Modules
 - Independent Front Interference
 - Free usage of Handles and Toggles

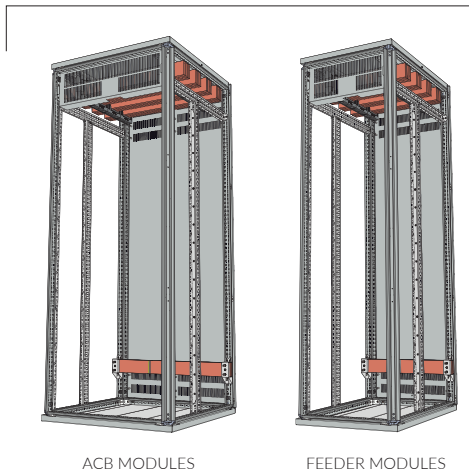
Internal Segregation



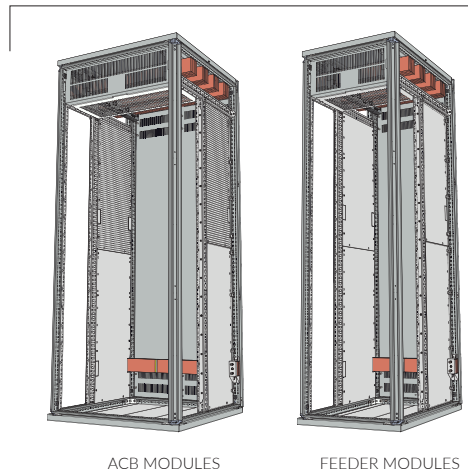
- USEFUL TO :**
- ACB Modules
 - Combined Feeder Module
 - Feeder Modules
 - Front Interference via the Front Door
 - Limited usage of Handles and Toggles

SEGREGATION OPTIONS

FORM 1



FORM 2a-4b



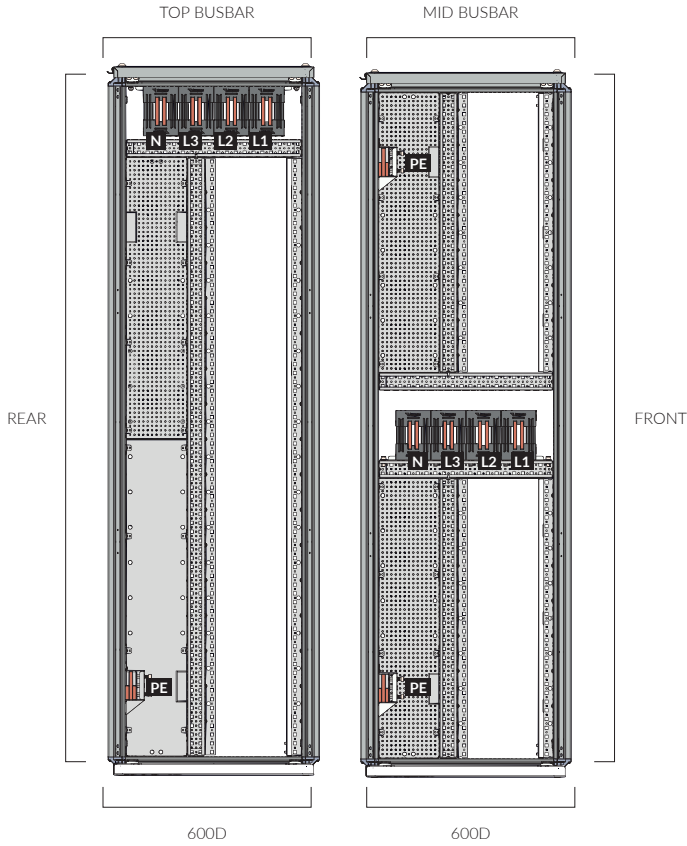
- AVAILABLE AT :**
- All Modules
 - External and Internal Segregation

- NOTES :**
- At MCC (Drawable) Module, only Form4 solution is available

3. BUSBAR SYSTEM FOR MODULES

MAIN BUSBAR

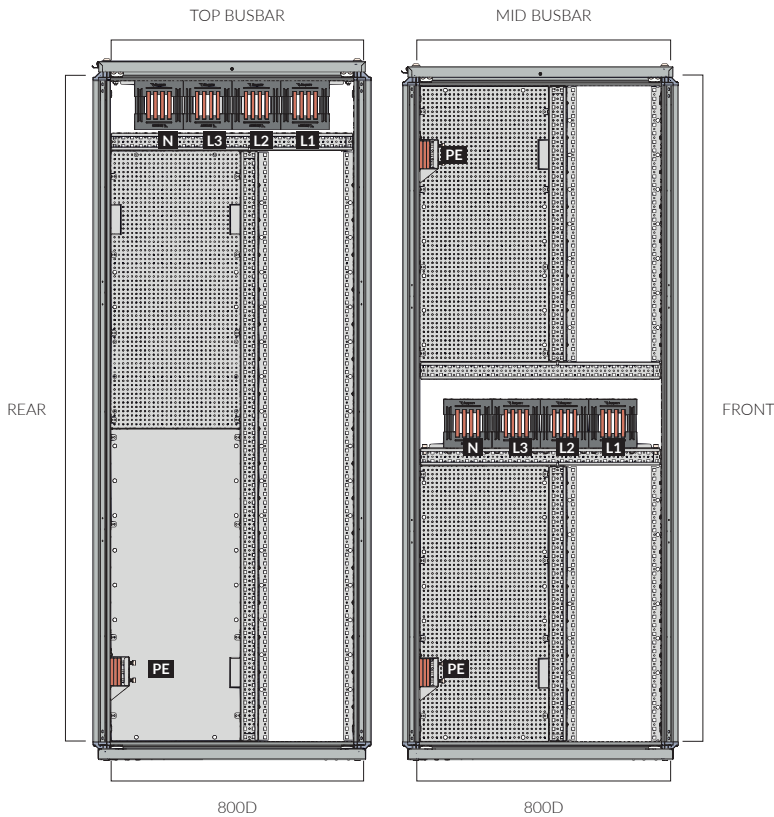
DEPTH 600 = 1350A - 2300A



AMBIANCE TEMP : 25°C
HEATING TEMP : 30°C , 50 Hz. A.C.

Neutral Section	Rated Current (In)	Flat Copper Size (mm) x Qty		
		L1/ L2 / L3	Neutral (N)	PE
1/2 N	1350A	40/10 x 2	40/5 x 2	20/5 x 2
1/1 N	1350A	40/10 x 2	40/10 x 2	40/5 x 2
1/2 N	1620A	50/10 x 2	50/5 x 2	25/5 x 2
1/1 N	1620A	50/10 x 2	50/10 x 2	50/5 x 2
1/2 N	1860A	60/10 x 2	60/5 x 2	30/5 x 2
1/1 N	1860A	60/10 x 2	60/10 x 2	60/5 x 2
1/2 N	2300A	80/10 x 2	40/10 x 2	40/5 x 2
1/1 N	2300A	80/10 x 2	80/10 x 2	40/10 x 2

DEPTH 800 = 2500A - 4000A



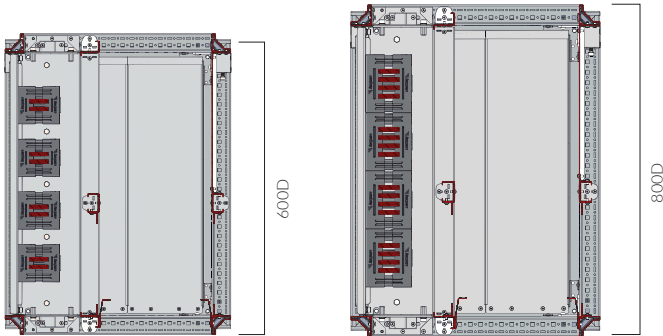
AMBIANCE TEMP : 25°C
HEATING TEMP : 30°C , 50 Hz. A.C.

Neutral Section	Rated Current (In)	Flat Copper Size (mm) x Qty		
		L1/ L2 / L3	Neutral (N)	PE
1/2 N	2500A	40/10 x 4	40/10x 2	40/5 x 2
1/1 N	2500A	40/10 x 4	40/10 x 4	40/10 x 2
1/2 N	3000A	50/10 x 4	50/10 x 2	50/5 x 2
1/1 N	3000A	50/10 x 4	50/10 x 4	50/10 x 2
1/2 N	3400A	60/10 x 4	60/10 x 2	60/5 x 2
1/1 N	3400A	60/10 x 4	60/10 x 4	60/10x 2
1/2 N	4000A	80/10 x 4	80/10 x 2	40/10 x 2
1/1 N	4000A	80/10 x 4	80/10 x 4	80/10 x 2

» 3. BUSBAR SYSTEM FOR MODULES

■ DISTRIBUTION BUSBARS

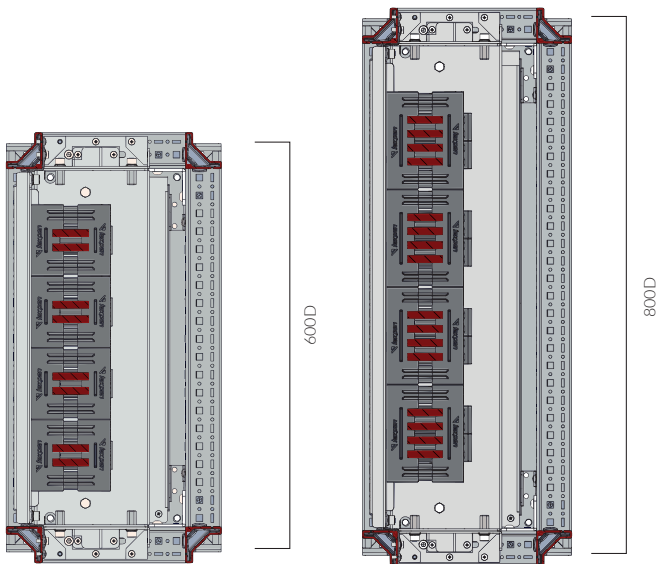
COMBINED FEEDER MODULE



! Note : 4 Phases position is valid in only TN-S and TN-C(PEN) configurations. Please see at Earthing System.

AMBIANCE TEMP : 25°C HEATING TEMP : 30°C , 50 Hz. A.C.			
Module Depth	Rated Current (In)	Flat Copper Size (mm) x Qty	
		L1/ L2 / L3	Neutral (N)
600D/800D	495A	20/5 x 2	20/5 x 2
600D/800D	700A	30/5x 2	30/5x 2
600D/800D	900A	40/5 x 2	40/5 x 2
600D/800D	1100A	50/5 x 2	50/5 x 2
600D/800D	1300A	60/5 x 2	60/5 x 2
600D/800D	1350A	40/10 x 2	40/10 x 2
600D/800D	1620A	50/10 x 2	50/10 x 2
600D/800D	1860A	60/10 x 2	60/10 x 2
800D	2500A	40/10 x 4	40/10 x 4
800D	3000A	50/10 x 4	50/10 x 4
800D	3400A	60/10 x 4	60/10 x 4

DISTRIBUTION MODULE



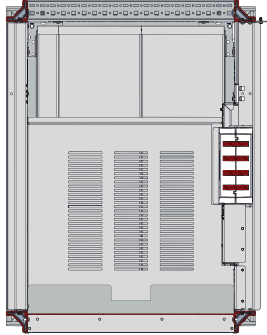
! Note : 4 Phases position is valid in only TN-S and TN-C(PEN) configurations. Please see at Earthing System.

AMBIANCE TEMP : 25°C HEATING TEMP : 30°C , 50 Hz. A.C.			
Module Depth	Rated Current (In)	Flat Copper Size (mm) x Qty	
		L1/ L2 / L3	Neutral (N)
600D/800D	495A	20/5 x 2	20/5 x 2
600D/800D	700A	30/5x 2	30/5x 2
600D/800D	900A	40/5 x 2	40/5 x 2
600D/800D	1100A	50/5 x 2	50/5 x 2
600D/800D	1300A	60/5 x 2	60/5 x 2
600D/800D	1350A	40/10 x 2	40/10 x 2
600D/800D	1620A	50/10 x 2	50/10 x 2
600D/800D	1860A	60/10 x 2	60/10 x 2
600D/800D	2300A	80/10 x2	80/10 x2
800D	2500A	40/10 x 4	40/10 x 4
800D	3000A	50/10 x 4	50/10 x 4
800D	3400A	60/10 x 4	60/10 x 4
800D	4000A	80/10 x 4	80/10 x 4

» 3. BUSBAR SYSTEM FOR MODULES

■ DISTRIBUTION BUSBARS

MCC (DRAWABLE) MODULE

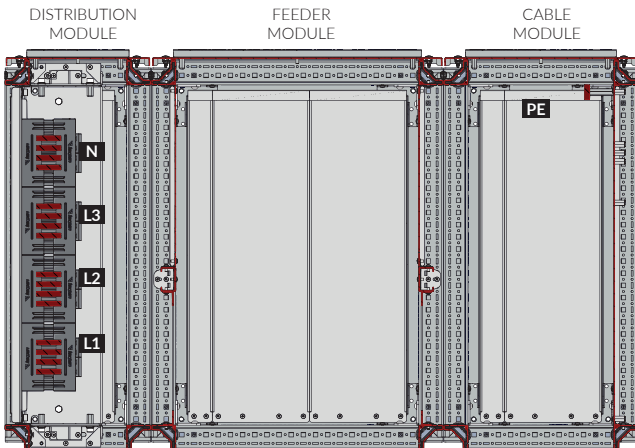


FRONT

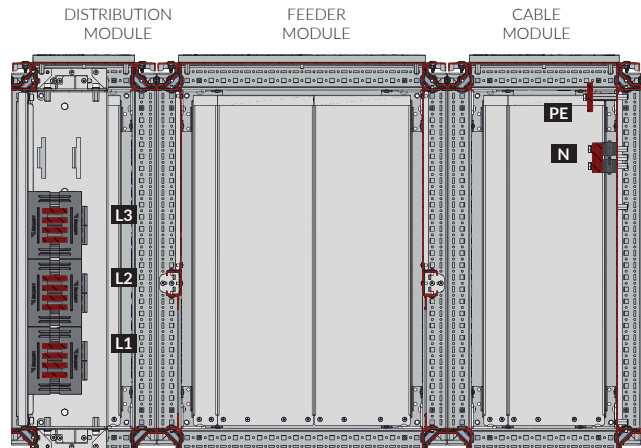
AMBIANCE TEMP : 25°C HEATING TEMP : 30°C , 50 Hz. A.C.			
Module Depth	Rated Current (In)	Flat Copper Size (mm) x Qty	
		FULL SIZE (N)	
		L1/L2/L3	Neutral (N)
600D / 800D	1100A	60/10 x 1	60/10 x 1

! Note : 4 Phases position is valid in only TN-S and TN-C(PEN) configurations. Please see at Earthing System.

CABLE MODULES



FRONT



FRONT

AMBIANCE TEMP : 25°C HEATING TEMP : 30°C , 50 Hz. A.C.					
Module Depth	Rated Current (In)	Flat Copper Size (mm) x Qty			
		FULL SIZE (N)		HALF SIZE (N)	
		Neutral (N)	PE	Neutral (N)	PE
600D/800D	495A	20/5 x 2	20/5 x 1	20/5 x 1	20/3 x 1
600D/800D	700A	30/5x 2	30/5x 1	30/5x 1	20/5x 1
600D/800D	900A	40/5 x 2	40/5 x 1	40/5 x 1	20/5 x 1
600D/800D	1100A	50/5 x 2	50/5 x 1	50/5 x 1	25/5 x 1
600D/800D	1300A	60/5 x 2	60/5 x 1	60/5 x 1	30/5 x 1
600D/800D	1350A	40/10 x 2	40/10 x 1	40/10 x 1	40/5 x 1
600D/800D	1620A	50/10 x 2	50/10 x 1	50/10 x 1	50/5 x 1
600D/800D	1860A	60/10 x 2	60/10 x 1	60/10 x 1	60/5 x 1
600D/800D	2300A	80/10 x 2	80/10 x 1	40/10 x 2	30/5 x 2
800D	2500A	40/10 x 4	40/10 x 2	40/10 x 2	30/5 x 2
800D	3000A	50/10 x 4	50/10 x 2	50/10 x 2	40/5x 2
800D	3400A	60/10 x 4	60/10 x 2	60/10 x 2	40/10 x 2
800D	4000A	80/10 x 4	80/10 x 2	80/10 x 2	40/10 x 2

4. POWER SUPPLY FORM

Selection Code	Power Supply Form (Size Scale of N)	Sections of Main Phases (L1/L2/L3) : 1		
		Main Busbar Size: A	Vertical Distribution Busbar Size: B	Cabling Module (Based from Vertical Busbar)
01	TN-S (1/1)	$N(A/1) + PE(A/2)$	$L1+L2+L3+N(B/1)$	$PE(B/2)$
02	TN-S (1/2)	$N(A/2) + PE(A/4)$	$L1+L2+L3$	$N(B/2) + PE(B/4)$
03	TN-C (PEN) (1/2)	$PEN(A/2) + PE$	$L1+L2+L3$	$PEN(B/2)$
04	TN-C-S (1/2)	$PEN(A/2) + PE(A/4)$	$L1+L2+L3$	$(TN-C : PEN(B/2)) + (TN-S:N(B/2) + PE(B/4))$
05	TT (1/1)	$N(A/1) + PE$	$L1+L2+L3+N(B/1)$	NONE
06	TT (1/2)	$N(A/2) + PE$	$L1+L2+L3$	$N(B/2)$
07	IT	$PE(A/4)$	$L1+L2+L3$	$PE(B/4)$

N: Neutral **PE:** Earthing **PEN:** N+PE

! Note : See for more details about power supply forms: Section C, Item 3. Equipotentiality and electrical continuity



PDS
UPGRADE THE POWER